




5

3D METAL PRINTING FACTS NOT TO BE MISSED!

3D printing got its start when a man by the name of Chuck Hull invented a process called "stereolithography" in 1984. His process used UV lasers to solidify photopolymer and craft 3D parts layer by layer.




1

3D metal printing reduces waste and saves money by eliminating excess materials that result from traditional molding. When companies need less material to produce the same component, they save a great deal of money.




2

3D printing is not limited to just a few metals. In fact, the process is so versatile, almost any metal can be used - including cobalt chrome, various types of steel, aluminum, nickel alloys, and even titanium.



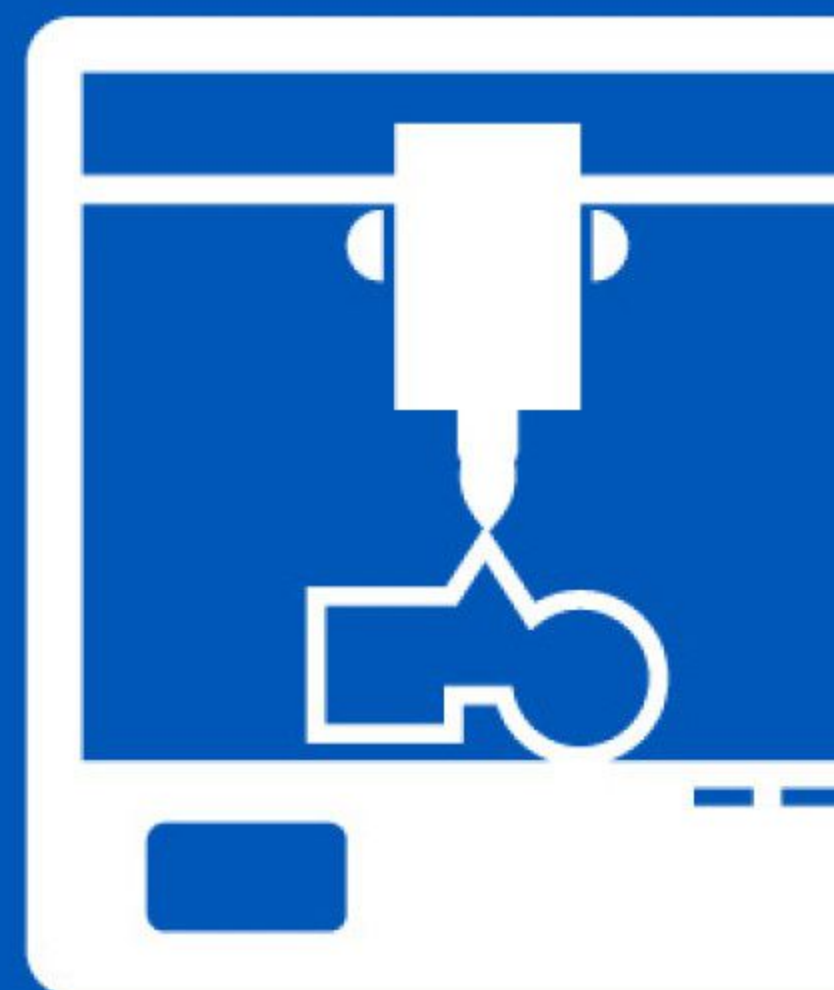
3

Though there are several different methods for 3D printing, metal powder bed fusion is the most common. It accounts for about 54% of all the 3D metal printing in the industry to date.



4

Years ago, the production of especially small and complex components was difficult - if not entirely impossible. Some components had to be built piece-by-piece and later put together, resulting in wasted resources. Thanks to 3D metal printing, even the most complex parts can be made in one piece, which substantially reduces production costs.



5

VELO3D frees technology leaders to manufacture anything imaginable..

With the VELO3D Sapphire production printer and Flow print preparation software, engineers can easily become innovators and disrupt entire industries.

Our company is focused on helping businesses of all sizes realize they can print even the most impossible parts, paving the way for new high-performance solutions.

VELO 3D

www.VELO3d.com